


PURPOSE


IN ACTION



NORTHSTAR VETS®
Veterinary Emergency Trauma & Specialty Center
Leading the Way.



HELPING POLICE OFFICERS KEEP THEIR K-9 PARTNERS SAFE



Our NorthStar VETS® team in action. Dr. Jennifer Kim, Dr. Barbara Maton and Dr. Stacey Rebello instruct area police officers how to properly administer naloxone to their K-9 partners in the event of an opioid emergency.

IN APPRECIATION

As NorthStar VETS® approaches its twentieth anniversary, this is a great opportunity to bring to mind and really reflect on the milestones as well as all the pets we've helped over the years. I want you to know how grateful I am to work alongside my amazing team, our referring veterinarian community, and getting to meet so many of our wonderful clients.

I hope you enjoy the enclosed overview of our most recent highlights. In addition to recollecting notable events, we are also looking ahead to what's next in the veterinary industry and in improving patient care. Our commitment to leading the way is as strong as ever!

Warmest regards,

Daniel Stobie, DVM, MS, DACVS
Founder and Chief of Staff

Representatives in local and national medical and law enforcement communities have cautioned that canine police units can be put in deadly situations as they sniff out drugs. As a result, Paul Ressler of the non-profit TOPAC along with Sgt. Scott Kivet of the Robbinsville Police Department and Sgt. Joseph Angarone of the Mercer County Prosecutors Office have coordinated efforts with area law enforcement and NorthStar VETS® to provide training to administer the opioid antidote Naloxone to K-9 officers in case of emergencies.

Precautions such as using Naloxone, better known as Narcan™, are necessary due to the increasing presence of fentanyl and other synthetic opioids which can be more than 50 times

stronger than heroin or other prescription painkillers. Since drug detection dogs use their noses in the course of doing their job, they are at great risk of inhalation or ingestion of the dangerous substances.



Barbara Maton, DVM, DACVECC, a veterinary Emergency and Critical Care specialist at NorthStar VETS®, said, "K-9 officers can be affected by the street drugs they sniff out, but keeping them safe on the job allows them to continue to serve our communities well. This training ensures that law enforcement knows how to properly administer life-saving Naloxone to their K-9 partners out in the field when necessary. NorthStar VETS® is proud to partner with law enforcement and TOPAC to protect these important working dogs through this training."

WELCOME NEW TEAM MEMBERS



Laurie Bergman
VMD, DACVB



Kristin Britton
DVM



Benjamin Donati
VMD



Amanda Joslin
DVM, DACVO



Joanna Lloyd
VMD



Avery Mas
DVM



Raphael Vezina-Audette
DVM, MSc

CONGRATULATIONS

To our hard-working hospital team on renewing our Level I Certification by the Veterinary Emergency and Critical Care Society!



A VECCS certification recognizes veterinary hospitals that meet and exceed the standards and guidelines published by the Veterinary Emergency and Critical Care Society. VECCS does this in the hopes of raising the standard of care while increasing public and professional awareness in the area of veterinary emergency/critical patient care.

A Level I Emergency and Critical Care facility is a 24-hour care facility with the resources and specialty training necessary to provide sophisticated emergent and critical patient care. This facility is open to receive small animal emergency patients 24 hours a day, 7 days a week, 365 days a year. The level I facility must be in compliance with the following requirements:



- The level I facility must have at least one Diplomate of the American College of Veterinary Emergency and Critical Care employed full-time, on-site, or by phone 24/7. At least one veterinarian on duty at all times with at least two years practice experience. At least two certified technicians employed full-time, and at least one of the technicians is a certified Veterinary Technician Specialist (Emergency and Critical Care).
- Have a comprehensive, written training and continuing education program.
- Have equipment and staff trained to evaluate and stabilize any small mammal, avian and reptile (exotic) pets.

- The proficiency and resources to perform endoscopy and bronchoscopy.
- Provide mechanical ventilation.
- Perform invasive blood pressure monitoring.
- Provide total parental nutrition.
- Perform peritoneal dialysis or hemodialysis.
- Have proficiency in abdominal ultrasound and echocardiography with a Diplomate of the American College of Veterinary Radiology and Diplomate of the American College of Veterinary Internal Medicine.
- A system in place to ensure continuous ongoing power that will support the operation of critical equipment for an indefinite period of time in the event of a power outage. In-Patient Support Capability.

NorthStar VETS® Barbara Maton, DVM, DACVECC, spearheaded this important VECCS initiative.



REVOLUTIONIZING PATIENT CARE TO HELP PETS LIVE THEIR BEST LIVES!

FEAR FREE PETS: Taking the “Pet” Out of Petrified

The Fear Free® initiative provides veterinary staff with the proper tools and training to care for a pet's physical and emotional well-being. Fear, stress and anxiety associated with taking a pet to the veterinarian is a significant obstacle in delivering medical care. Fear leads to patient trauma and as a result, pet parents visit their veterinarian less frequently or not at all. NorthStar VETS® is happy to announce that we have fully embraced the Fear Free® Certification Program resulting in a better experience for our patients, their pet parents, our own veterinary staff.



Achieving The Extraordinary: WHY WE'RE PROUD TO BE AAHA® CERTIFIED



AAHA Practice of the Year 2013




SINCE 2010

As an American Animal Hospital Association (AAHA®) accredited referral practice, we incorporate continuously reviewed, strict practice standards into our patient care. AAHA® has allowed NorthStar VETS® to raise the level of state-of-the-art veterinary medicine we provide to beloved pets in our community. We take great pride in maintaining our certification and hope that our commitment will inspire other hospitals to join in keeping up the advanced level of medicine AAHA® reviews and recommends.

Special thanks to NorthStar VETS® Rosalie LoScudato, DVM, CVA, CCRP who ensures that we maintain our AAHA® certification.



We are pleased to announce that NorthStar VETS® has earned Gold Level Certification Status under the American Association of Feline Practitioners (AAFP) Cat Friendly Practice program!



Stacey Wylie, DVM, DACVIM, Veterinary Internist at NorthStar VETS®, led this important initiative. “Our feline patients have special needs such as an exam room with feline pheromones, cages with hiding nooks, and a non-threatening lobby waiting area. When these needs are met and cats are less stressed, we can practice better medicine.”

Other NorthStar VETS® doctors and staff along with Dr. Wylie are active members of the AAFP, ensuring a commitment to providing the best care for cats and making the overall experience at the veterinarian less intimidating. The result is improved quality of life for pets receiving care.



Stacey Wylie
DVM, DACVIM



EVOLUTION OF THE FAMILY PET

Over the past 30 years, attitudes about pets have evolved tremendously. From their former domain in the back yard to sharing every inch of living space with their humans, pets' lifestyles have become more and more like that of their human counterparts. From 2010 to 2015, pet ownership in the U.S. increased to about two out of every three households, and a 2015 Nielsen survey found that 95% of U.S. pet owners consider pets part of the family.

The increasing attachment to pets has been attributed to demographic trends. More Americans are living alone and waiting longer to have children, and pets have become a stand-in for living with other humans. Encouraging this trend are health reports that show living with pets has wide-reaching effects on us from increased heart health to decreased loneliness and greater feelings of empathy toward others.

While all of this was happening, consumer demand to keep our pets healthy exploded. In particular, medical advancements in human health were brought over to animal health, creating the possibility for places like NorthStar VETS® to develop and offer the best possible care to pets.

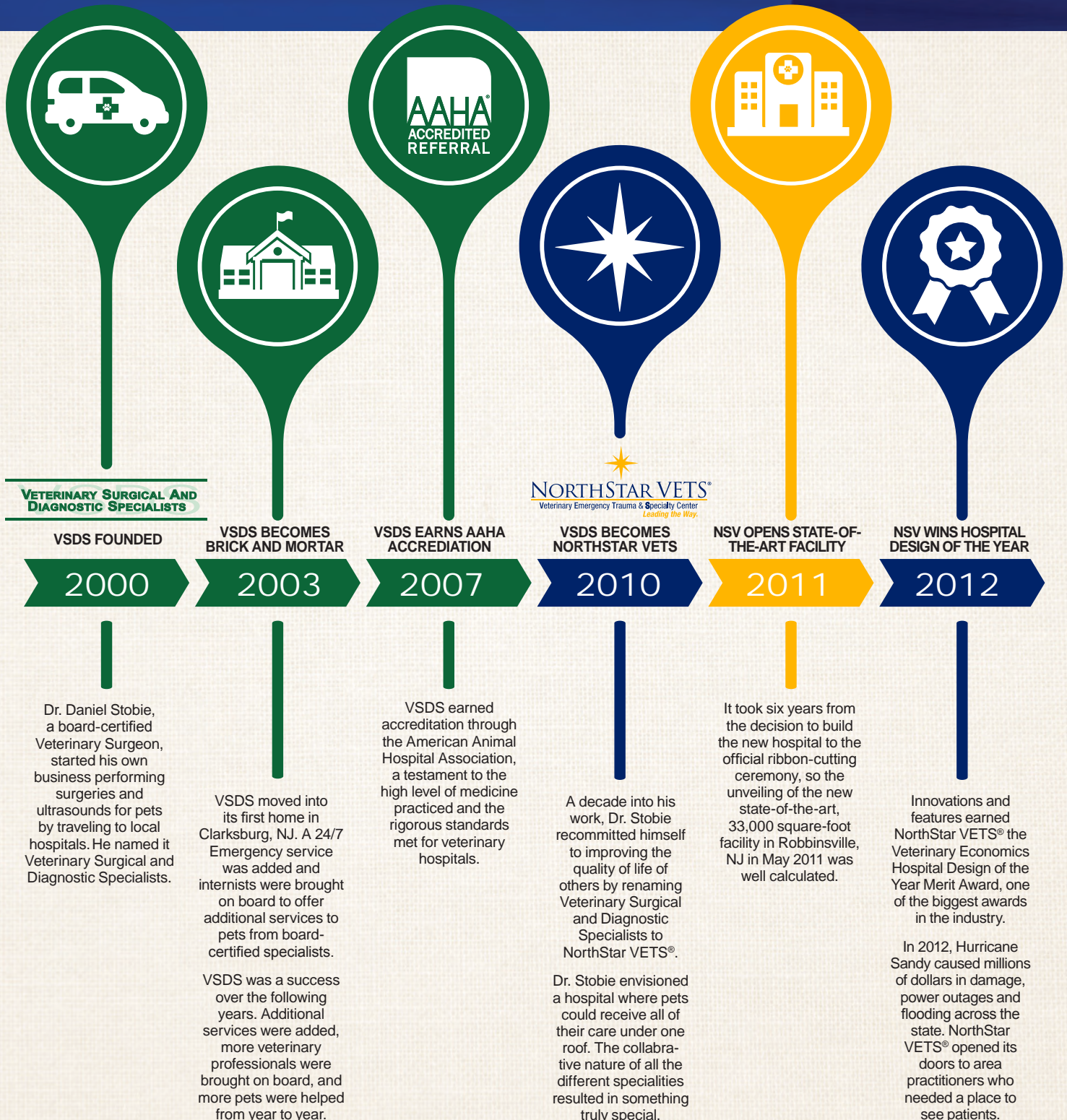


NORTHSTAR VETS®

PROVIDING HEALING FOR THE HUMAN-ANIMAL BOND

Twenty years ago, our hospital's founder, Dr. Daniel Stobie, started his first job as a veterinary surgeon, and knew exactly the kind of advanced care facility he wanted to build: one that would improve the quality of life of patients, clients, the primary care veterinarian, and staff. With his clarity of vision, NorthStar VETS® has become exactly that, simply by holding true to its guiding purpose.

ENHANCING OUR VISION THROUGH THE YEARS





NSV EARNs AAHA
PRACTICE OF THE YEAR

FIRST SATELLITE OPENS
IN MAPLE SHADE, NJ

LEVEL 1 TRAUMA
CENTER CERTIFICATION

NSV RANKS TOP 5 U.S.
SPECIALTY HOSPITAL

AAFP GOLD LEVEL, CAT
FRIENDLY CERTIFICATION

NSV RECOMMITS TO
ITS PURPOSE

2013

2015

2016

2017

2018

2019

MAPLE SHADE EARNs
HOSPITAL DESIGN OF
THE YEAR AWARD

NSV PLANS FOR THE FUTURE
WHILE APPROACHING
ITS 20TH YEAR

NorthStar VETS® earned the American Animal Hospital Association Referral Practice of the Year Award, given to just one specialty hospital in all of North America. A true testament to the high quality of medicine and great teamwork.

In 2013, Dr. Stobie embarked on a special mission trip with "Villages in Partnership", heading to Malawi, Africa. Dr. Stobie's unique skill set helped the villagers become self-sustainable and take better care of their livestock.

Back in the U.S., NorthStar VETS® continued to grow with patients from around the region. A satellite practice was added in Maple Shade to reach South Jersey clients. The new 24/7 Emergency facility allowed pet parents to utilize the same doctors available in the Robbinsville office, but with the convenience of a Burlington/Camden County location.

NorthStar VETS® became the first veterinary specialty hospital in NJ to earn Level 1 Trauma Certification through VECCS, the Veterinary Emergency and Critical Care Society.

During this time, venture capitalists, corporations and private equity groups began to consolidate veterinary emergency and specialty hospitals toward corporate medicine. Following the belief that independent hospitals could practice better medicine when not beholden to investors, Dr. Stobie made the decision to remain privately held.

The Maple Shade satellite earned the same national Veterinary Economics Hospital Design Merit Award signaling a well-designed building that facilitated the best practice of veterinary medicine. That same year, a nationally benchmarked survey of veterinarians named NorthStar VETS® among the top five veterinary hospitals in the U.S. for the fourth year in a row.

As the hospital moved into its eighteenth year, more than forty NorthStar VETS® doctors represented over 20 medical specialties. 2018 brought more certifications as the hospital earned gold level status in the Cat-Friendly Practice Certification (demonstrating the team's commitment to practicing medicine in a way that brings the least amount of stress to pets).

The team looks forward to what the future will bring, and the role it will play in improving quality of life for both pets and pet parents. NorthStar VETS® is optimistic and remains rooted in what the practice stands for. With a commitment to independence, the pursuit of the latest advances in veterinary medicine, and the possibility of additional satellites, the future looks bright for pet parents.



See how Dr. Stobie corrected Dobby's leg deformities using 3D printing as a surgical planning tool.

COOL CASE: DOBBY



Dobby the Chihuahua was born with upper leg deformities. Through advanced veterinary medicine, Dr. Daniel Stobie of the NorthStar VETS® Surgical team used 3D printing as a tool in helping this sweet dog.

As a puppy, Dobby had trouble walking normally and as he grew, his problems became more pronounced. Lori (his human mom), shared her experience. "By the time he turned a year old, we realized there was something seriously wrong with the left leg, not realizing there was anything wrong with the right." Doctors soon determined just how serious Dobby's problem was.

"Dobby's patellas were not sitting in place," explained Dr. Stobie, "The patella is the knee cap, and normally it should sit in the middle of the femur on the leg, but it was moving to the inside of the leg. That didn't allow for Dobby to support weight on his hind legs, and it also caused the bone in his left femur to grow crooked."

Dr. Stobie performed multiple surgeries to fix both of Dobby's legs. "The left leg was much worse than the right, as the left leg was a grade 4 patellar luxation and the right was a grade 3. We decided to repair the one that was not as badly affected first to give Dobby a good leg to stand on after the surgery on the left side. The left leg required what is called a corrective osteotomy because the bone grew crooked. NorthStar VETS® performed a CT scan of his whole pelvis and 3D printed the bone. Dobby's bone had grown to where it was sloping medially (medial varus), and was not straight because of the pressure from the patellar luxation."

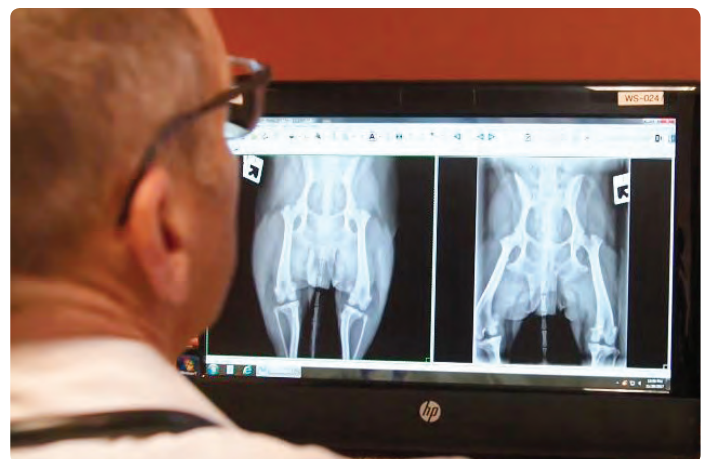
Lori commented on how things went during the surgical process. "Dobby sailed through. Everyone here is so compassionate and kind and patient with him. The team always told me what to expect, how to handle it, and it all went as expected."

Dr. Stobie printed a 3D model of Dobby's bones to help plan the details of the surgery and he walked us through the process. "It allows us to look at the bone in three dimensions and measure the angles and the slope of the bone. These models are made from a plastic that we can cut which will allow us to practice the surgery beforehand so we can verify the correct angle, remove the right amount of bone, and have a special plate made that attaches to the outside of the bone to hold it in its new position once it's repaired. You can see from this model how far off the bone is from the straight edge of the plate." Dr. Stobie gestured to the 3D model held against the plate. "That degree of angulation is going to be taken out so that

when we repair it, that bone will sit against the plate and be held in its new position. It'll allow him to have a nice straight leg to walk on and should allow for us to get the knee cap back in place."

After eight weeks of recovery from Dobby's first successful surgery, Dobby underwent the second operation with great success. Lori gave us an update. . . "Now that Dobby is about 90 days out, he's putting his leg down. Not that I doubted it would happen, but after seeing him hold it up for such a long time, it was hard to imagine how he would ever walk on four legs, but he is putting weight on it! He's almost like a normal little dog again. In fact, he comes to work with me every day, and now instead of having to carry him everywhere we go, I have to remember to put him down on the ground and let him walk like a normal dog because he can. Everyone who sees him is actually impressed and amazed to see that he can actually walk now, because for such a long time, just to get ten feet across the room exhausted him. I was concerned about his back and having long-term issues with his back or other legs, but now he's like a normal little dog. We're really happy about it!"

Dr. Stobie and the NorthStar VETS® team will continue to utilize new technologies to better serve and treat patients. Dr. Stobie summed up Dobby's case. "Being able to have this new technology allows us to do new, innovative procedures. That is always exciting! Bringing the latest, greatest technology to our hospital means better patient care and better outcomes for the pets."





CLINICAL TRIALS

ADVANCING THE FIELD OF
VETERINARY MEDICINE

Veterinary research studies investigate if a new medical treatment offers effective therapy for certain conditions including whether the new treatment is better than the current standard therapy. With each clinical study, NorthStar VETS® is able to better diagnose, treat and help prevent diseases in pets.



CANINE PAIN MANAGEMENT STUDY



Raphael
Vezina-Audette
DVM, MSc



CANINE LYMPHOMA STUDY




Dorothy Jackson
DVM, DACVIM



Conducting Studies For Future Treatment Options

Our veterinarians are currently enrolling patients in a number of clinical trials. If you are interested in having your pet evaluated for participation in one of our studies, or to want to learn more, visit: northstarvets.com/clinical-trials.



CANINE TOTAL HIP REPLACEMENT STUDY



Daniel Stobie
DVM, MS, DACVS



FELINE MARKING/SPRAYING STUDY



Laurie Bergman
VMD, DACVB



CANINE PATELLAR LUXATION STUDY



Daniel Stobie
DVM, MS, DACVS

MAKING AN IMPACT IN OUR LOCAL COMMUNITY



ANNUAL BLESSING OF THE ANIMALS

Reverend Dr. Stephen Heinzel-Nelson Officiates Our Annual Saint Francis of Assisi Celebration Every October 4th. Individual Blessings Are Given To All Animals (*Big, Small, Furry and Feathered*) — Including Beloved Pets Who Have Crossed Over The Rainbow Bridge.

NORTHSTAR VETS® VETTALK PET PARENT EDUCATION LECTURES



NorthStar VETS® Medical Director of Emergency Services, Dr. Stacey Rebello instructs local Pet Parents about the importance of Pet First Aid/CPR.



Dr. Stacey Rebello, DVM, MS, teaches local police K-9 officers Pet First Aid/ CPR and to how to properly administer the opioid antidote to Naloxone in emergency situations.



NORTHSTAR VETS®
COMPLIMENTARY PET BEREAVEMENT
SUPPORT GROUPS
SECOND MONDAY OF THE MONTH (7 PM)
FOURTH SUNDAY OF THE MONTH (2 PM)
ROBBINSVILLE LOCATION



Ann Rooney
Certified Bereavement Counselor
To reserve your space, email:
Arooney@northstarvets.com

TOYS FOR TOTS



Our first ever Toys for Tots Collection was a huge success. In coordination with Santa's elves (Ft. Dix Chapter), they were able to delight 22,000 children from over 150 sites across Mercer County.



NorthStar VETS® staff members donate blood alongside community members during our annual Red Cross Blood Drive (Robbinsville) every June.



DOG OF THE DAY
LOCAL SHELTER
ADOPTION PROGRAM

SPONSORED BY
NORTHSTAR VETS®



DO YOU BELIEVE IN MIRACLES?

Buried under rubble and feared dead, read how “Magic” the wonder dog survived a Philly row home collapse for two straight days.



José Gonzalez considers himself a man of great faith — a faith which was tested when his dog “Magic” was lost for two days under a building collapse in Philly. When construction workers began clearing the debris, they miraculously found Magic buried alive among the rubble. NorthStar VETS® Dr. Jason Coggeshall happened to see the “breaking-newscast” live from his neighborhood, and rushed over to help.



José was beside himself thinking that he had lost his dog. “A piece of my heart went away when I couldn’t find him. I had a dream that he was still with me, but I was starting to think he was gone.” José still remembers the flood of emotion that came over him when the construction crew called to tell him that Magic was still alive. “I immediately broke down crying. Magic’s always been a fighter, I just had to keep the faith and give him a chance.” José called his family to rejoice.

When Dr. Coggeshall arrived on the scene to examine Magic, he persuaded José to bring him to NorthStar VETS® (Maple Shade). “Magic was severely dehydrated with head trauma and needed care right away” Dr. Coggeshall reported. José took the advice, loaded Magic into his car, and brought him in. Magic received fluids and veterinary care for a few days after his ordeal, then was discharged to go home with his family.


“It’s about helping each other,” said Dr. Coggeshall, “because I’d want someone to do that for me.” José felt similarly. “I help people with their cars. Helping others is so important to

me, which is why I was so grateful for Dr. Coggeshall and my neighbors who rallied around me. Magic is like a son to me, I am so attached to this dog. I trained and taught him to be kind and he loves other people the way I love him. I am so happy he’s home.”

**Jason
Coggeshall**
DVM, DACVS



To view the NBC Philadelphia and 6ABC/WPVI news links, visit our blog: northstarvets.com/blog/believing-in-magic

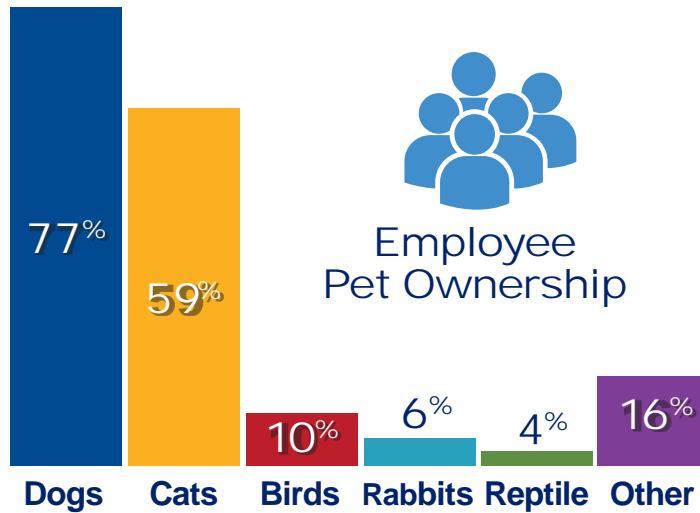


Top Dog Names

Bella
Max
Buddy
Bailey
Charlie

Top Cat Names

Oliver
Bella
Charlie
Max
Leo



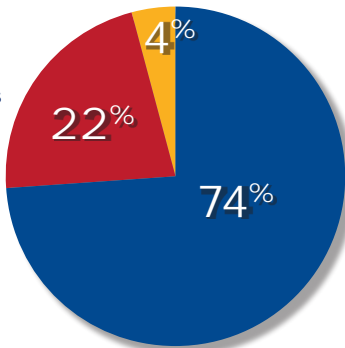
Employee Pet Ownership

96%

Of NorthStar VETS® Employees
LOVE A PET AT HOME

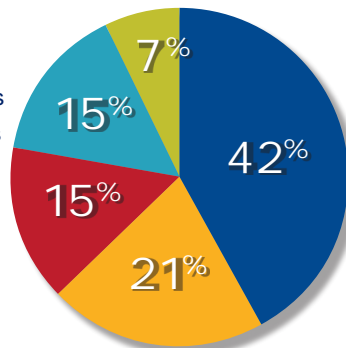
Emergency Caseload

● Dogs
● Cats
● Exotics



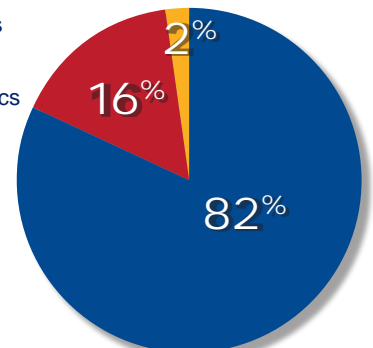
Exotics Caseload

● Birds
● Rabbits
● Rodents
● Reptiles
● Ferrets



Surgery Caseload

● Dogs
● Cats
● Exotics

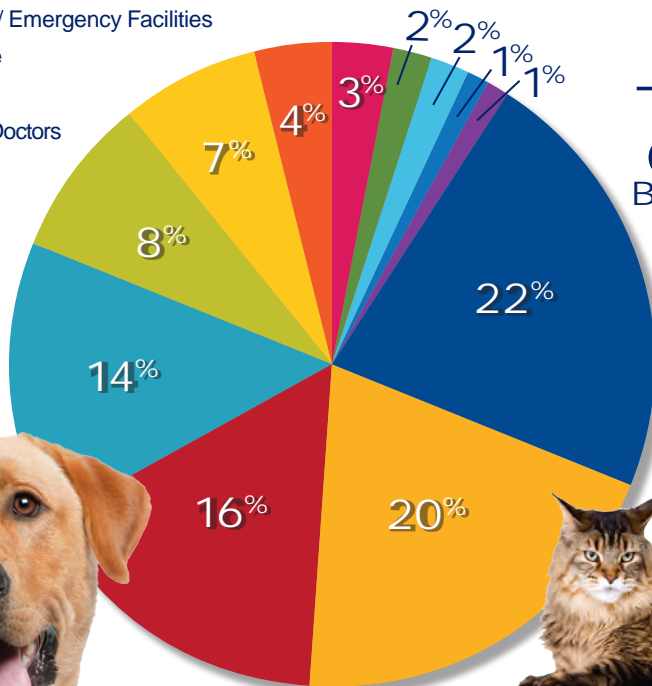


NorthStar VETS® Caseload Percentage By Species



Why Pet Parents Visit Our Website

- Researching Veterinary Specialists / Emergency Facilities
- My Family Veterinarian Referred Me
- Pet-Related Emergency
- Visiting our Blog / Newsroom / List of Doctors
- Recently Visited Our Hospital
- Pet Scheduled For Appointment
- Referring Veterinarian Visits To Site
- Employment Opportunities
- Contact Information
- NorthStar VETS® Online Pharmacy
- View Patient Radiographs
- Other



TOP DOG BREEDS

#1

LABRADOR RETRIEVER

#2

GOLDEN RETRIEVER

#3

SHITZU

TOP CAT BREEDS

#1

TABBY

#2

MAIN COON

#3

SIAMESE

NORTHSTAR VETS® FACTS:

Number of Doctors	40*
Hospital Locations	2
Veterinary Specialites	20
Annual Patient Caseload	40,000*
Compassionate/Collaborative Team	100%
VECCS Certified Level 1 Trauma Center	YES
AAHA Accredited	YES
Fear Free Certified Staff	YES
Cat Friendly Gold Practice	YES

COMPREHENSIVE SERVICES:

- State-of-the-Art Medical Equipment and Surgical Suites
- Advanced Diagnostic Imaging (CT and MRI)
- Minimally-Invasive Procedures: Prophylactic Laser Disc Ablation (PLDA) and Arthroscopy
- Dynamic Alternative Therapies
- World-Renowned Specialists
- Progressive Veterinary Techniques
- Ventilator Therapy
- Intensive Care Unit
- Microbiology Lab & In-House Clinical Pathology
- Chemotherapy Room
- Avian and Exotic Ward
- Dental Suite
- Physical Therapy & Rehabilitation Suite
- Infectious Disease & Respiratory Isolation Wards
- Online Pharmacy
- Animal Blood Bank
- Online Client LIVE-Chat



NorthStar VETS® receives tens of thousands of referrals from nearly 700 area hospitals in a recent 12-month period.



NORTHSTAR VETS®

Veterinary Emergency Trauma & Specialty Center

Leading the Way.

CENTRAL NJ: 315 ROBBINSVILLE-AlLENTOWN ROAD, ROBBINSVILLE, NJ 08691

SOUTHERN NJ: 2834 ROUTE 73 NORTH, MAPLE SHADE, NJ 08052

OPEN 24 / 7 • 365 DAYS A YEAR • (609) 259-8300

NORTHSTARVETS.COM

