




NORTHSTAR VETS®

Veterinary Emergency Trauma & Specialty Center

Leading the Way.



2017 YEAR IN REVIEW: GRATITUDE

GRATEFUL

FOR SMALL THINGS, BIG THINGS
AND EVERYTHING IN BETWEEN

During this season of reflection, I've been reminded of the things for which I am most thankful. Primary among them is our relationship with you and the confidence you place in NorthStar VETS® as a trusted veterinary care partner. This past year has been full of incredible relationships and inspirational bonds — none of which could have been made possible without you.

We hope you enjoy the enclosed overview of our highlights and milestones from the past year. We are excited to announce that 2018 will offer new modalities, therapies and cutting-edge, minimally invasive techniques. Recently we've invested in facility improvements, new laser technology and the addition of 3-D printing capabilities. As NorthStar VETS® continues to grow our team of specialists and services, rest assure, that we are fully-committed to helping pets receive the very best veterinary care.

I'd like to personally thank you for enabling us to do what we love each and every day. I wish you a new year filled with abundance and want you to know that NorthStar VETS® is truly grateful for the pleasure of serving you!

Warmest Regards,

Daniel Stobie, DVM, MS DACVS
Founder and Chief of Staff

MEET OUR NEW FRIEND
BURTON

CHILDREN'S
SPECIALIZED
HOSPITAL'S
FULL-TIME
THERAPY DOG



NorthStar VETS® Dr. Daniel Stobie and Dr. Steven Berkowitz visited Children's Specialized Hospital (CSH) in November and welcomed Burton, a full-time pediatric service dog.

CSH is the only children's hospital in New Jersey with an on-staff facility therapy dog. Burton, a Golden Retriever puppy, will work with the Senior Recreational Therapist, Katie Ahlers to provide specialized dog therapy to both patients and staff members.

Recent hospital studies have shown that dogs have a profoundly positive impact on patients, their families, and hospital personnel. Petting dogs promotes mood-enhancing hormones such as serotonin, prolactin, and oxytocin. Interactions with pets have also been shown to reduce blood pressure, lower respiration rates, and decrease pain.

Burton was born and trained at the Canine Assistants training facility in Georgia. Founded in 1991, this nonprofit organization is dedicated to the education and empowerment of man and dog.



Funding for Burton was provided by Mickey's Kids Charitable Foundation, a nonprofit that focuses on bringing services dogs into the NY/Metro area. In addition to funding Burton's training, Mickey's Kids has partnered with NorthStar VETS® to cover all of Burton's veterinary expenses for the rest of his life. We are proud that our own Emergency and Critical Care

Specialist, Dr. Steven Berkowitz, is Burton's personal veterinarian.

To View Burton's Full Video, Visit:
northstarvets.com/blog/northstar-vets-helps-dog-serve-at-childrens-hospital



SWEET REWARDS

Throughout the year, NorthStar VETS® celebrates the hard-working hospital team. Impromptu staff lunches, summer "Ice Cream" trucks, and a pop-up coffee bar were just a few small tokens of thanks to the staff.

35,649

Number Of Patient Visits
To Both NorthStar VETS®
Hospital Locations In 2017.

— Veterinary Health Management Software Report

HIGHLIGHTS OF 2017

- Installation of a brand new "state-of-the-art" cat ward
- Robbinsville added a fourth checkout station to better serve clients
- Additional availability of appointments/procedures in Maple Shade
- NorthStar VETS® staff obtained Fear Free certification



NEW EQUIPMENT/TECHNOLOGY

- Purchase of a Holmium Yag laser for Percutaneous Laser Disc Ablation (PLDA) procedures and minimally-invasive ectopic ureter repairs
- 3D printing is now available as a surgical planning tool

APPEARANCES IN 23 NEWS STORIES INCLUDING:



Dog with Half a Face Takes First Steps Towards Normal Life in NJ



Cohanzick Zoo Tiger Cub Recovering After Leg Injury



Childrens Hospital Welcomes First Full-Time Therapy Dog



HAPPY ANNIVERSARY
TO US!



— ROBBINSVILLE —
TURNS 6
YEARS OLD
MAY 11TH



— MAPLE SHADE —
TURNS 2
YEARS OLD
OCTOBER 26TH

NEW TEAM MEMBERS



Liesl Breickner
DVM, DACVP



Diane DiVencenti
CVT, VTS (Dentistry)



Christopher Drastura
DVM
Emergency / Critical Care



Matthew Grootenboer
VMD
Avian and Exotics



Ryan Keegan
DVM, DACVIM
Cardiology



Danielle Mendelsohn
VMD, DAVDC
Dentistry



Andrea Pace
BA, AS, CVT, MBE, JD, VTS
(Emergency/Critical Care)



Melanie Puchot
DVM, DACVIM
Internal Medicine



Stacey Wylie
DVM, DACVIM
Internal Medicine



Gregory Zuendt
DVM
Emergency / Critical Care



WISHING DR. DOOLEN
CONGRATULATIONS
ON HIS RETIREMENT



We are currently enrolling patients in two important orthopedic clinical trials.

Study #1: Surgery to Correct Canine Patellar Luxation

NorthStarVETS® is recruiting 12-to-24 small-breed dogs to evaluate the effectiveness of an innovative surgical procedure, called “Dome Trochleoplasty” which corrects canine patellar luxation. Dr. Daniel Stobie pioneered this procedure in a pilot study for large-breed dogs. It was shown to preserve cartilage, address anatomical abnormalities, and restore stability, which resulted in a more normal gait. Additional procedural benefits included reduced healing time, pain, lameness and overall improved quality of life. This second study will determine if small-breed dogs with patellar luxation realize the same benefits. Traditionally, surgery to correct canine patellar luxation involves deepening the groove at the knee end of the femur, which disturbs the supporting cartilage. With dome trochleoplasty, the entire groove is removed, then rotated, preserving all the cartilage. In the pilot study, patients were able to use the affected leg sooner after surgery than with other procedures.




#2: New Surgical Technique For Total Hip Replacement

NorthStar VETS® is recruiting 12-24 dogs for a clinical trial to evaluate the effectiveness of an innovative surgical procedure called “BFX Centerline” a total hip replacement technique. Dr. Daniel Stobie has successfully performed this procedure on 12 dogs and is ready to study it further. Traditionally, total hip replacement involves “reaming” the femoral canal and using implants that are impacted or cemented into the femur. While these procedures are successful, there is increased risk of femur fracture with reaming. The new total Centerline hip replacement system replaces the femoral head and the implant is placed without reaming or the use of bone cement. It uses biological fixation (BFX), which is biologically compatible (minimizing adverse reactions), and encourages bone growth into the implant for stability. It also avoids complications related to using cement, such as loosening or infection.



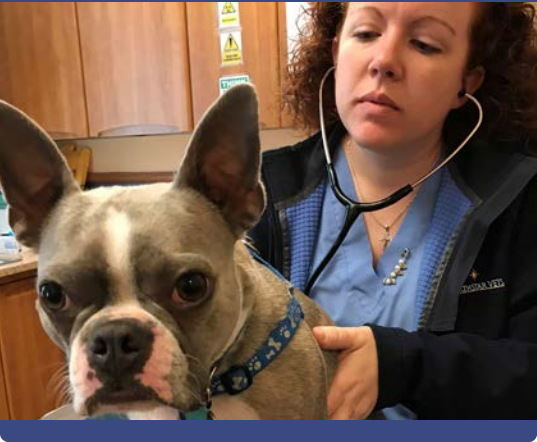
For eligibility or additional information about these clinical trials, please contact (609) 259-8300.



NorthStar VETS® Oncologist Dr. Dorothy Jackson is partnering with Dr. Kendra Pope (Integrative Oncology and Veterinary Wellness) in a clinical trial (started at The University of Pennsylvania) to determine the benefits of using acupuncture on canine lymphoma patients. Acupuncture is well documented in human oncology to reduce side effects of chemotherapy, but until now has not been studied in our canine patients. Minimizing side effects, such as gastrointestinal upset and decreased blood cell counts, will not only make these patients more comfortable but also allow for the use of more effective doses of chemotherapy.

Patients will be assigned to two groups: those receiving chemotherapy alone and those receiving both chemotherapy and acupuncture. Both groups will receive the gold standard chemotherapy protocol. Owners will not be informed which group their pet has been assigned to until the end of the study.

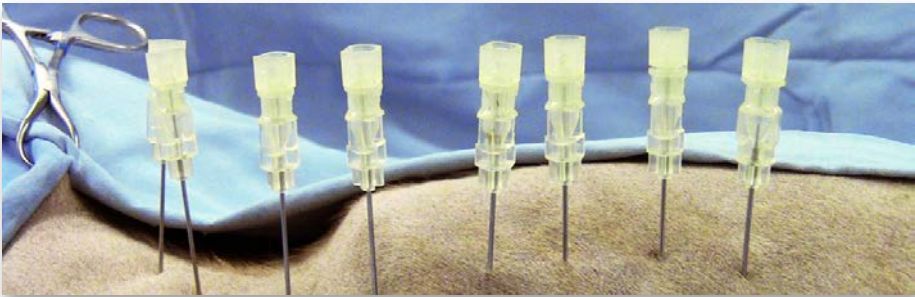
The cost of each acupuncture treatment will be included as part of the study for patients receiving acupuncture and all patients will receive reduced cost blood work throughout chemotherapy treatment for participation in the study. Owners are responsible for the cost of chemotherapy. If you have any questions regarding this trial or would like to schedule a consultation with Dr. Jackson for enrollment, please contact Northstar VETS® at (609) 259-8300.



PLDA is a procedure for preventing thoracolumbar intervertebral disc herniation in dogs. This procedure is ideal for chondrodystrophic (dwarf) breeds like Dachshunds, Beagles, Bassett Hounds, French Bulldogs, and other small breeds predisposed to disc herniations. Currently, only four hospitals in the U.S. offer this procedure and we are excited to announce that Dr. Gaemia Tracy of NorthStar VETS® is the only doctor on the east coast trained to perform PLDA.

How it Works:

Small spinal needles are inserted into the dog's disc space, where a fiber-optic laser (as thin as a human hair) is inserted through the needle down into the nucleus of the disc. Energy through the laser liquifies the nucleus of the disc, reducing the chances of a future herniation. The procedure takes about an hour, and when finished, there are no cuts or stitches in the dog's vertebrae, muscle or skin. That this minimally-invasive procedure significantly cuts down on recovery time and in most cases dogs go home the next day for two weeks of rest and leash walks.



Eligibility:

To see if your dog is eligible for this procedure, the patient must be an “at-risk breed”, and pain-free for the last two weeks. The procedure can be done prophylactically, meaning that a prior diagnosis of back pain is not necessary.



Established by the American Association of Feline Practitioners (AAFP) and the International Society for Feline Medicine (ISFM), The Cat Friendly Practice® is a program designed to elevate cat care by reducing the stress of the feline, the caregiver, and the entire veterinary team. NorthStar VETS® is proudly embracing this revolutionary initiative and is excited to implement these new practices and procedures . . . Stay Tuned!

OUR COMMITMENT — TO THE COMMUNITY —



FIRST AID / CPR LECTURE TO LOCAL PET PARENTS
(MAY / 2017)



EDUCATIONAL TOURS FOR AREA YOUTH GROUPS
(JUNE / 2017)



EMERGENT PET-SAVING CLASSES TO LOCAL POLICE AND FIRE
(NOVEMBER / 2017)





RELATIONSHIPS WITH LOCAL ANIMAL SHELTERS/RESCUES



ANNUAL BLESSING OF THE ANIMALS

Reverend Dr. Stephen Heinzel-Nelson
Officiated Our Annual Celebration of the
Feast Day of Saint Francis of Assisi
(Patron Saint of Animals) / October 2017.

Big, Small, Furry and Feathered . . .
Pastor Heinzel-Nelson Performed Individual Blessings
To All The Animals As Well As Beloved Pets Who Have
Passed Over The Rainbow Bridge. (October / 2017)



NOTHING TO FEAR HERE

The Fear Free® initiative provides veterinary staff with the proper tools to care for a pet's physical and emotional well-being. Stress and anxiety associated with taking a pet to the veterinarian is a significant obstacle in delivering medical care. Fear leads to patient trauma and as a result, pet parents visit their veterinarian less frequently or not at all. NorthStar VETS® is proud to announce that we have fully embraced the Fear Free® Certification Program resulting in a better experience for our patients, their pet parents, and our own veterinary staff.



NORTHSTAR VETS®

COMPLIMENTARY PET BEREAVEMENT SUPPORT GROUPS

THIRD WEDNESDAY OF THE MONTH / 7:00 PM
ROBBINSVILLE LOCATION



Ann Rooney
Certified Bereavement Counselor
To reserve your space, email:
Arooney@northstarvets.com



“ We’ve recently taken some time to reflect on what NorthStar VETS® has accomplished in the community and why we exist in the world today. We believe that sharing our purpose with you and what we stand for is important. ”



It wasn't long after Dr. Stobie became a veterinary surgeon that he knew the kind of hospital he wanted to build for his clients, patients and team. His dream was to create a positive impact on the people who surrounded him every day. With this clarity of vision, NorthStar VETS® became a hospital dedicated to improving the quality of life of others. In fact, our guiding purpose statement still reads “to improve the quality of life of our patients, clients, the family veterinarian and our staff.”

According to the AVMA, the human-animal bond is defined as “a mutually beneficial and dynamic relationship between people and animals that is influenced by behaviors essential to the health and well-being of both.” What’s also stated in the full definition is that veterinarians exist to support the bond between animals AND people, because both are beneficial to each other. We at NorthStar VETS® know the value of the pets in our lives, believe that they are worthy of the highest levels of care and compassion, and in doing our jobs, improve their quality of life as well as those around us.



How We Do What We Do

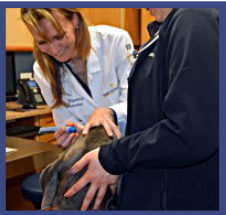
From our award-winning facility, to our outstanding team, to the level of medicine we offer, everything we have at NorthStar VETS®, is designed to bring the greatest success in carrying out Dr. Stobie's original purpose. Our practice was engineered in a way that was beneficial to the family veterinarian, so that they could thrive and partner with us. Our hospital was created to be as welcoming and calming as possible, because it is tough to care for a sick or injured pet. We go to great lengths to ensure that our team is comfortable and prepared to provide the level of care and service required each and every day.

What We Do To Improve Quality of Life

Helping animals AND people is a central theme at our hospital, and is completely ingrained into our culture. Take for example, our Theriogenologist, Dr. Manoel Tamassia, who traveled to Malawi, Africa with Dr. Stobie. He helped the villagers by showing them how to take better care of their farm animals and countless lives were saved as a result of that trip.



Dentist and Oral Surgeon, Dr. John Lewis, helps people in addition to pets as well. He partners with the pediatric surgeons at the Children's Hospital of Philadelphia (CHOP) to attend the Annual Best Friends Bash, which brings together his patients with craniofacial disease with children suffering from similar diseases. Not only does this impact the children, but is a powerful experience for the parents, pet parents and doctors involved, too.



Our Ophthalmologist, Dr. Kristina Vyngantas, participates in the ACVO National Service Dog Eye exams. This yearly program is designed to ensure that service, working, and therapy dogs maintain good eye health through free eye exams so they can help the humans they serve.

Day-to-day, and around the clock, our team is here to serve patients and pet parents, ensuring that the bonds between the two stay strong. There are more stories like those above that occur every day because of our dedicated team. NorthStar VETS® employees understand our true vision and believe in our sole purpose — helping pets maintain their best quality of life possible. Our core values define how we carry out our purpose, but our purpose statement tells us why we do it. We encourage you to take a moment and consider the positive impact you've personally made on others.





CENTRAL NJ: 315 ROBBINSVILLE-AlLENTOWN ROAD, ROBBINSVILLE, NJ 08691

SOUTHERN NJ: 2834 ROUTE 73 NORTH, MAPLE SHADE, NJ 08052

OPEN 24 / 7 / 365 • (609) 259-8300

NORTHSTARVETS.COM

